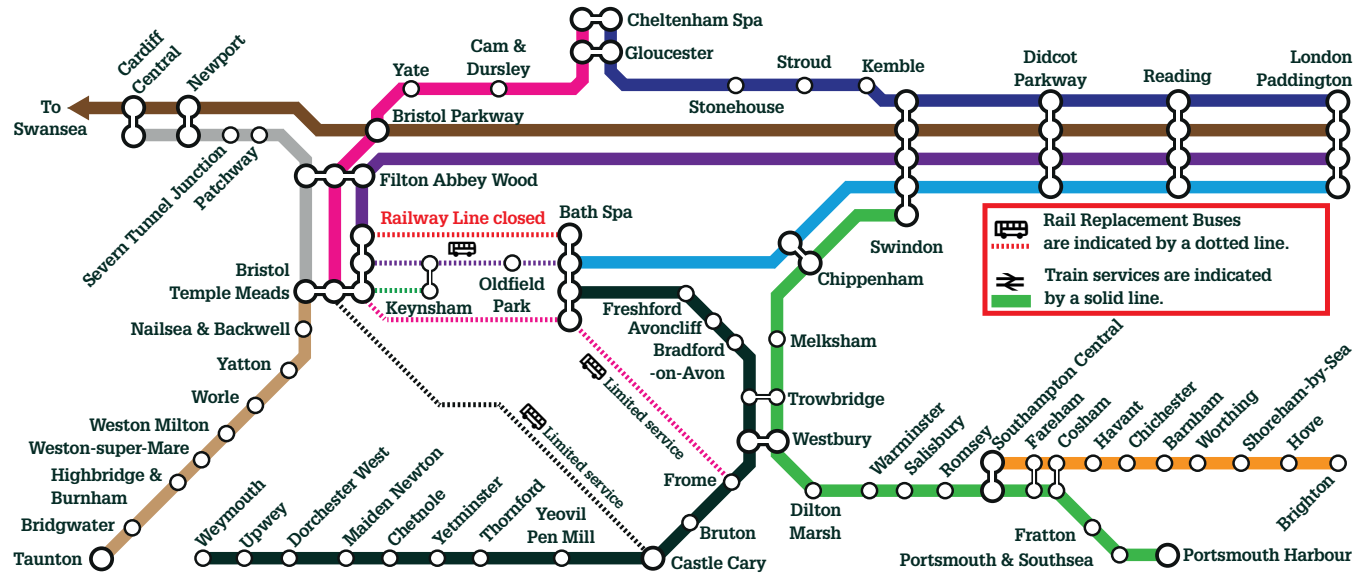


This map shows the routes our services will usually take during these works.

There will be some variances to this though, so you are strongly advised to check before travelling.

Not every train will stop at every station shown on this map.



### Changes to our High Speed Services

- **Between London Paddington and Bristol Temple Meads** - There will be one train per hour which will be diverted and will not call at Chippenham or Bath Spa. Some services will call additionally at Filton Abbey Wood during peak periods. **(Purple Route)**
- **Between London Paddington, Chippenham and Bath Spa** - There will be one train per hour. **(Light Blue Route)**
- **Services between London Paddington, Weston-super-Mare and Taunton via Bristol Temple Meads**  
There will be an amended timetable with some services withdrawn **(Light Brown Route)**.

Trains from London Paddington to Devon and Cornwall (via Westbury and Taunton) and to South Wales are unaffected

### Changes to our Regional services

- **Services from Portsmouth Harbour** will be diverted and will start from / terminate at Swindon, for connections to Bristol Temple Meads, Bristol Parkway and South Wales **(Light Green Route)**. GWR services to / from Brighton will not run. Please use alternative services between Southampton Central and Brighton **(Orange Route)**
- **Services from Weymouth** will terminate at Westbury or Bath Spa. Additional shuttle services between Westbury and Bath Spa will operate during peak periods **(Dark Green Route)**
- **Bristol Temple Meads to Cardiff Central** services will operate every half an hour **(Light Grey Route)**
- **Bath Spa to Bristol Temple Meads** services will be operated by Rail Replacement Buses with a journey time of approximately 50 minutes. **(Dotted Red Route and Dotted Purple Route)**
- **Castle Cary to Bristol Temple Meads** - A limited Rail Replacement Bus service will operate on this route (Monday to Friday only) **(Dotted Black Route)**
- **Frome to Bath Spa and Bristol Temple Meads** - A limited Rail Replacement Bus service will operate on this route (Saturdays and Sundays). **(Dotted Pink Route)**
- **Somerdale (Keynsham) to Bristol Temple Meads** supplementary service will operate during peak periods only **(Dotted Light Green Route)**

Some service frequencies may be different on Sundays. Please check your journey plans before travelling.

# Modernising the railway between Bristol and Bath April 2016

Saturday 2 - Sunday 10 April 2016  
(Including Weekdays)

Preparation for the arrival of new trains will continue when the railway between Bath Spa and Bristol Temple Meads will close for modernisation work.

From Saturday 2 April until Sunday 10 April buses will replace trains between Bath Spa and Bristol Temple Meads.

Oldfield Park and Keynsham stations will be closed.

A revised train service will be operating from Bath Spa and Bristol Temple Meads. Other services will be diverted.

The new trains, which are due to enter service in the summer of 2017, will offer more capacity and improve comfort on the routes between London Paddington, Bristol Temple Meads and South Wales.

More information can be found at  
[GWR.com/BristolBath2016](http://GWR.com/BristolBath2016)



## Changes to our Cycle Policy

The following cycle policy will apply for the duration of this modernisation work:

- Cycles cannot be carried on any Rail Replacement Bus services
- **London Paddington to Bath Spa / Bristol Temple Meads train services**  
Cycles can only be conveyed on High Speed Services between London Paddington, Bath Spa and Bristol Temple Meads if a reservation has been made. There are 6 spaces on each train and you can make a reservation at any staffed station
- **Westbury to Bath Spa train services**  
Non-folding bikes cannot be conveyed on trains between Westbury and Bath Spa  
There are no restrictions for customers with folding bikes

## Sunday 17 April 2016

The railway line will also be closed between Bath Spa and Bristol Temple Meads. Services will be amended and Rail Replacement Buses will be operating.

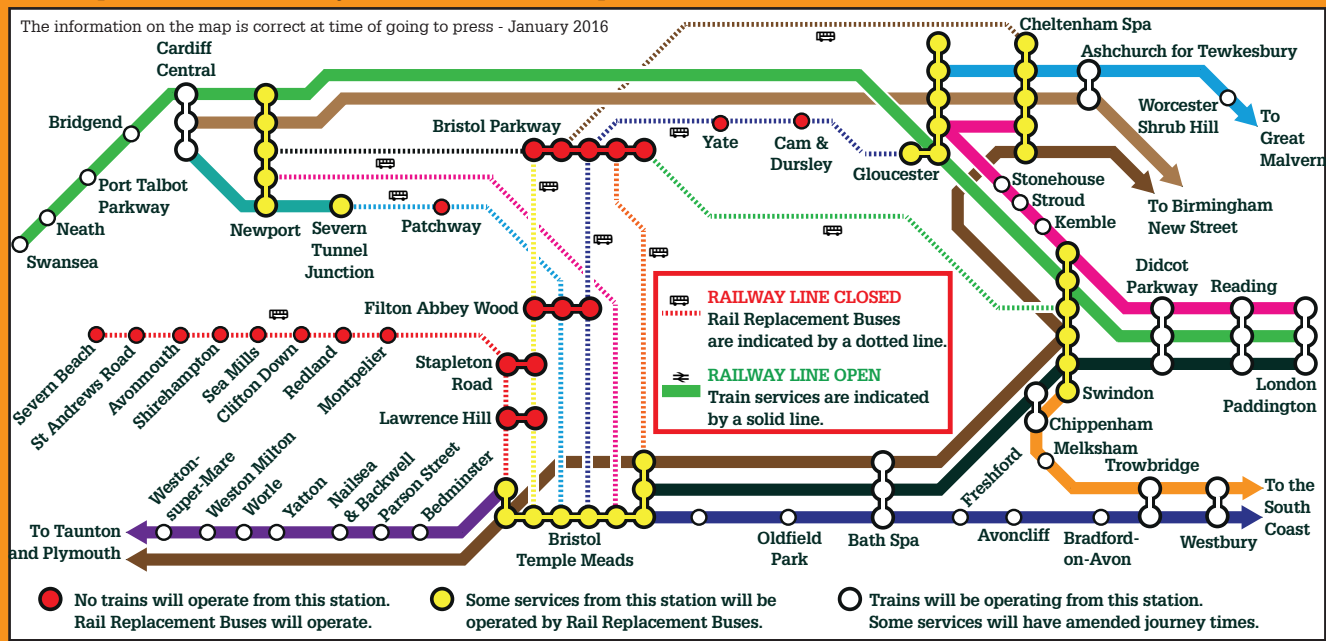
## Customer assistance

Assisted travel is available for those who need extra help with their journey. Please contact us on Freephone **0800 197 1329** or Textphone **18001 0800 197 1329**.

If your journey involves a Rail Replacement Bus please note that large items of luggage, cycles and animals cannot be accommodated. **Please note that Assist / Guide dogs can be carried on trains and Rail Replacement Bus services.**

## Are you travelling between Saturday 28 and Monday 30 May 2016?


Major rail improvement work will be taking place in the Bristol area. Trains will be diverted and Rail Replacement Buses will be operating. The map shows a summary of train and Rail Replacement Bus routes.




## For more information

 Visit [GWR.com/BristolBath2016](http://GWR.com/BristolBath2016)

Visit [www.nationalrail.co.uk](http://www.nationalrail.co.uk)

 Call National Rail Enquiries on **03457 48 49 50**  
(24 hour service, calls may be recorded)

Call GWR Customer Services on **03457 000 125**  
(0700 – 2200 daily)

 Follow us at @GWRHelp

 Like us on Facebook  
[www.facebook.com/GWR](http://www.facebook.com/GWR)

# GWR

BUILDING A GREATER WEST